

# RS401G THRU RS407G

## GLASS PASSIVATED SINGLE-PHASE BRIDGE RECTIFIER

**VOLTAGE** 50 to 1000 Volts **CURRENT** 4.0Amperes

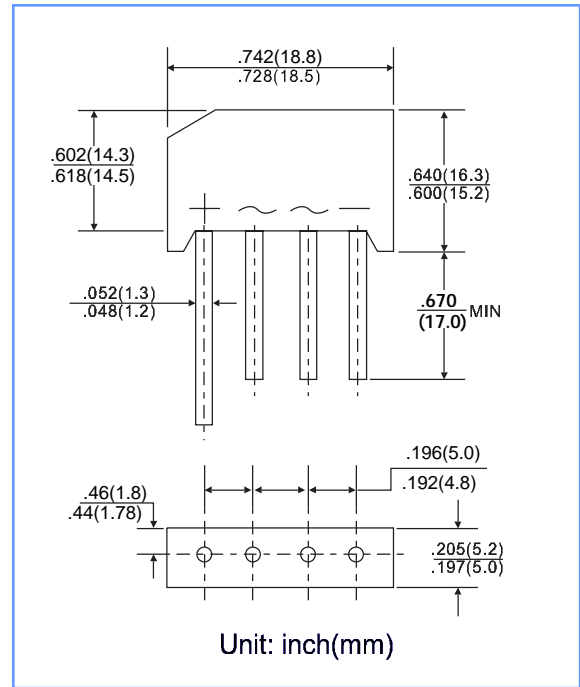
KBL Unit : inch (mm)

### FEATURES

- \* Plastic package has Underwriters Laboratory Flammability Classification 94V-0
- \* High surge current capability
- \* UL file number:E252843
- \* High temperature soldering guaranteed: 250°C/10 seconds at 5 lbs.(2.3kg)tension

### MECHANICAL DATA

CASE:5S Molded plastic body  
 Terminals:plated leads solderable per MIL - STD-750, Method 2026  
 Mounting position:Any  
 Weight:0.183 ounce,4.29grams



### MAXIMUM RATINGS AND ELECTRICAL CHARACTERISTICS

Maximum Ratings & Electrical Characteristics Ratings at 25 ambient temperature unless otherwise specified

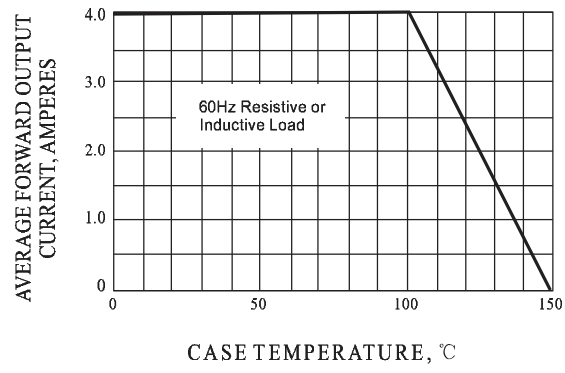
	SYMBOLS	RS 401G	RS 402G	RS 403G	RS 404G	RS 405G	RS 406G	RS 407G	UNITS
最大可重复峰值反向电压 Maximum recurrent peak reverse voltage	VRRM	50	100	200	400	600	800	1000	Volts
最大均方根电压 Maximum rms Input voltage	VRMS	35	70	140	280	420	560	700	Volts
最大直流阻断电压 Maximum dc blocking voltage	VDC	50	100	200	400	600	800	1000	Volts
最大正向平均整流电流 Maximum average forward output rectified	I(AV)	4.0							Amp
正向峰值浪涌电流 8.3ms 单一正弦半波 Peak forward surge current 8.3ms single half sine-wave	IFSM	150							Amps
最大正向电压降 Maximum forward voltage	VF	1.05							Volts
最大反向漏电流 Maximum reverse voltage	IR	5.0 500							μ A
工作温度和存储温度 Operating and storage temperature range	TJ.TSTG	-55 to + 150							°C



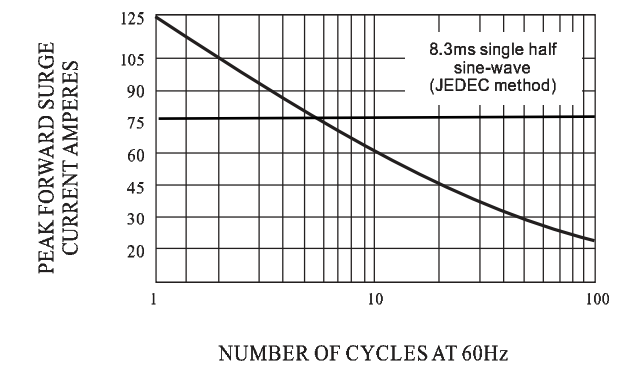
# RS401G THRU RS407G

## RATING AND CHARACTERISTIC OUTPUT

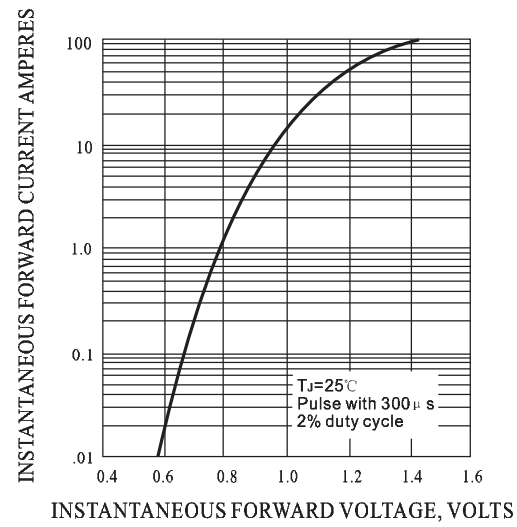
**FIG.1-DERATING CURVE OUTPUT RECTIFIED CURRENT**



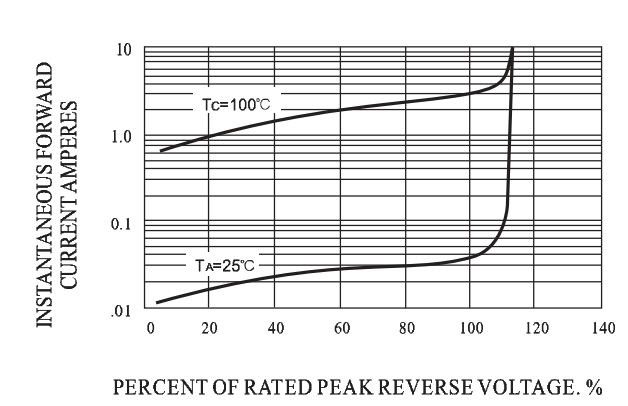
**FIG.2-MAXIMUM NON-REPETITIVE PEAK FORWARD SURGE CURRENT**



**FIG.3-TYPICAL INSTANTANEOUS FORWARD CHARACTERISTICS**



**FIG.4-TYPICAL REVERSE CHARACTERISTICS AT TJ=25°C**



**FIG.5-TYPICAL JUNCTION CAPACITANCE**

